

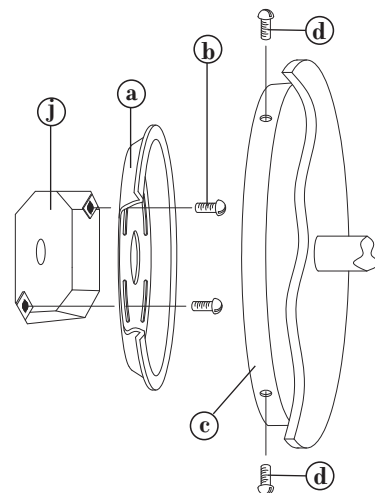
BROADWAY

FR41430PAL

Bulbs: 60W G-9.

Replacement Parts: GLASS: R41430GL

[DRAWING 1]



ASSEMBLY INSTRUCTIONS

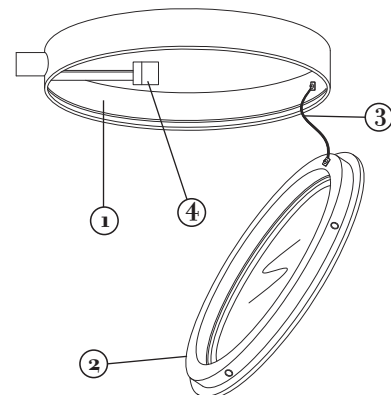
Assembly of this fixture will be accomplished by first determining the length of stem required, attaching the mounting strap to the junction box, making all necessary electrical connections, hanging the fixture to the wall and then lamping the fixture.

SAFETY WARNING: Read wiring and grounding instructions [FRIS 18] and any additional directions. Turn power supply off during installation. If new wiring is required, consult a qualified electrician or local authorities for code requirements.

STEP 1

- 1 Attach mounting plate (a) to junction box (j) with screws (not provided) - See Drawing 1
- 2 Make all wiring connections following instruction sheet (FRIS 18) provided. Please follow all necessary precautions.
- 3 NOTE: Prior to mounting fixture to wall it should be determined if the glass will be aligned horizontally or vertically.
- 4 After all connections are made, slip backplate (c) over mounting plate (a) and hold in position while tightening screws (d). NOTE: As screws (d) are tightened backplate will move backward and be flush against the wall.

[DRAWING 2]



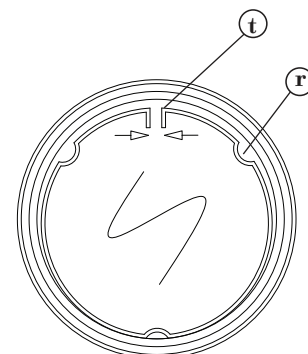
STEP 3

- 1 To lamp fixture remove glass retainer ring (2) from main body (1). NOTE: the glass retainer ring is held in position by spring tension and can be easily removed by pulling firmly on the edge at the split line. Retainer ring is attached to the fixture by a wire cable and will not fall when released - See Drawing 2.
- 2 Lamp fixture with bulbs provided and replace retainer ring by snapping in back in place.

STEP 4

- 1 Glass is held in glass retainer ring by a "C" shape spring ring (r). To remove, replace, or install glass it is necessary to pinch the two short tabs (t) of the ring together, after glass is installed ring can be replaced in same manner - see Drawing 3.

[DRAWING 3]



FREDRICK RAMOND
ESTABLISHED 1965

A Division of Hinkley Lighting, Inc.
33000 PIN OAK PARKWAY | AVON LAKE, OHIO 44012
toll free 800.446.5539 | phone 440.653.5500